

tech

your style. your comfort. your health.



**RFM**  seating

# it's time to focus on the tech

The Tech series by RFM is a perfect example of what you get when you cross ergonomics with style. With its sleek adjustable back available in both mesh and upholstered options the Tech series is a choice that blends contemporary style with legendary RFM quality.



Ⓐ



Ratcheting back

(B)



Available in 3 seat sizes

(C)



Available with several arm styles

(D)



(E)



(F)



(G)

Headrest option available



Air Lumbar option available



(H)

**A:** TECH 1445-B-23A  
*Foundation Flame*

**B:** TECH 1445-B-23A  
*Foundation Flame*

**C:** TECH 1445-B-37A  
*Moguls Graphite*

**D:** TECH 14314-B-23A  
*Foundation Flame*

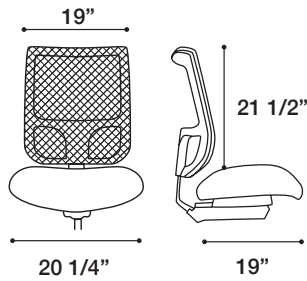
**E:** TECH 9441 NA  
*Medley Silver*

**F:** TECH 9441A-C  
*Element Smoke*

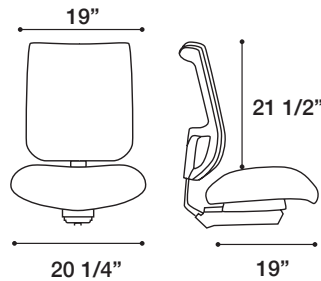
**G:** TECH 1435-23A-68L  
*Beehave Slate*

**H:** TECH 1435-23A-65HR  
*Beehave Slate*

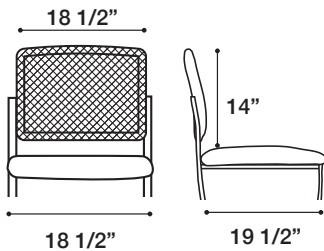
# tech



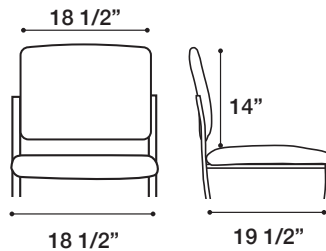
**MANAGERS HIGH BACK 143**



**MANAGERS HIGH BACK 144**



**MESH BACK 943**



**UPHOLSTERED BACK 944**

## A good fit for every body

For more than 35 years, RFM Seating has built a reputation for offering workplace seating that focuses on ergonomics, smart style and solid craftsmanship. Based in the Pacific Northwest, RFM Seating offers chairs made to fit the individual with one of the largest selections of options available. RFM Seating's flexibility and commitment to customer service means Tech orders ship in just 10 days.

### FEATURES & BENEFITS

- » Available in Mesh or upholstered back
- » Accommodates up to 300 lbs.
- » Multiple seat options available
- » Seat slider standard
- » Adjustable ratcheting back standard
- » Quickship models available
- » 27" high hub base
- » Meets CAL 117-2013
- » 60 mm dual casters