



SITMATIC®

GOODFIT™

BY SITMATIC



THE WORLD'S MOST COMPREHENSIVE SEATING SYSTEM

Finally, a seating system that helps eliminate awkward and harmful postures using
the science of anthropometrics.

GOODFIT™ BENEFITS

Slouching or Perching

Optional backrest angle adjustment fine tunes the back support to your personal habits.

Intuitive Lumbar Support

Finger tip lever locks where you put it. No other chair adjusts 6".

The Perfect Height

Seat heights for any size individual. Standard is a long 5" range adjustments with options for 5 other ranges.

Complete Back Support

Thoracic and sacral cradles merge into a lumbar crest.

Neck & Shoulder Relief

4" of height adjustment, 4" of width adjustment and optional rotation and depth adjustment customizes elbow support to your unique size.

Relaxing Motion

Synchronized control that allows your body to open as you recline. Rocking ease and rate of recline adjustable by easily reached side crank.

Better Mobility

Oversized, 60 mm casters roll easily through plush carpet. Riveted for life-long durability. Every chair automatically receives one of four base sizes to best fit into your workspace.



THE FAMILY



LOW BACK

GU1 (Shown with #2 Seat)

Essential support & comfort. The perfect multi-task, multi-user, seating solution.



MID BACK

GU2 (Shown with #2 Seat)

Small scale ergonomics. Careful thought and design was put into designing a chair specifically for those on the petite side of the spectrum.



HIGH BACK

GU3 (Shown with #3 Seat)

The standard above all standards. Designed to fit the masses, from 5'3" to 6'5" and beyond, this chair has your back.



HIGH & WIDE BACK

GU4 (Shown with #4 Seat)

Engineered to withstand extreme usage. The reinforced base, seat and back structures provide peace of mind for many years to come.



MESH BACK

GM3 (Shown with #3 Seat)

Modern aesthetic without sacrificing your back. Depth adjustable lumbar pad for those who need more or those who like less.



STOOL KITS

TK / MK (Shown on GU12)

For laboratory or counter height tasks. Two stool kits; medium and tall heights, both include a height adjustable footing.



Model	Standard Sitmatic Fabrics					Graded-In Mill Fabrics							
	Cat 2	Cat 3 COM	Cat 4	Cat 5	Cat 6 Leather	M1	M2	M3	M4	M5	M6	M7	M8
GU12 SN	585.	615.	635.	750.	850.	615.	645.	670.	710.	750.	780.	820.	950.
GU13 SN	630.	660.	680.	795.	895.	660.	700.	730.	780.	830.	870.	920.	1080.
GU22 SN	620.	650.	670.	790.	890.	650.	680.	705.	745.	785.	815.	855.	985.
GU23 SN	665.	695.	715.	835.	935.	695.	735.	765.	815.	865.	905.	955.	1115.
GU32 SN	655.	710.	745.	950.	1125.	710.	755.	795.	855.	915.	960.	1020.	1210.
GU33 SN	700.	755.	790.	995.	1170.	755.	810.	855.	925.	995.	1050.	1120.	1340.
GU34 SN	1120.	1265.	1360.	1910.	2385.	1265.	1355.	1430.	1550.	1670.	1760.	1880.	2255.
GU44 SY	1425.	1575.	1675.	2255.	2760.	1575.	1695.	1795.	1955.	2115.	2235.	2395.	2895.
GM32 SN	665.	680.	690.	750.	800.	680.	695.	710.	730.	750.	765.	785.	850.
GM33 SN	700.	755.	790.	995.	1170.	755.	810.	855.	925.	995.	1050.	1120.	1340.
GM34 SN	1130.	1235.	1305.	1710.	2060.	1235.	1295.	1345.	1425.	1505.	1565.	1645.	1895.

GoodFit™ Model Number Builder

GU3 3

STEP 1 + 2

Backrest + Seat

SN

STEP 3

Control

NC

STEP 4

Seat Height

PC

STEP 5

Casters

AL

STEP 7

Custom Fit Back Options

VS

STEP 8

Custom Fit Seat Options

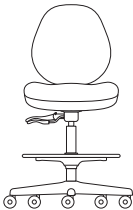
7 U

STEP 6A + 6B

Armrest + Arm Cap

Steps 1 - 5 are required selections to build your chair. If selecting standard seat height and/or carpet casters, no need to add suffix to your model number.

Steps 6 - 8 are optional.

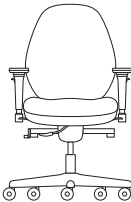


Task Stool

GU12 OT TK

(QT1) Low Back, (2) Smaller Seat, (OT) OneTouch Control, (TK) Tall Stool Kit w/ Adjustable Footring, Armless

Starting at \$820
(Upholstered in Category 2)

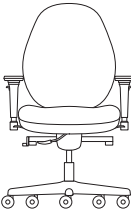


Small Scale

GU22 SE 7X

(QT2) Mid Back, (2) Smaller Seat, (SE) SyncErgo Control, (7) Height & Width Adjustable Arms, (X) Fully Adjustable Arm Caps

Starting at \$830
(Upholstered in Category 2)

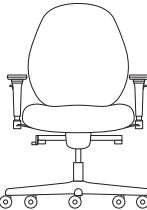


Standard Scale

GU33 SN 7F

(QT3) High Back, (3) Standard Seat, (SN) Sync Control, (7) Height & Width Adjustable Arms, (F) Flat Urethane Caps

Starting at \$835
(Upholstered in Category 2)

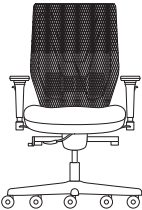


Big & Tall

GU44 SY 7F

(QT4) High & Wide Back, (4) Largest Seat, (SY) Advanced Synchron Control, (7) Height & Width Adjustable Arms, (F) Flat Urethane Caps

Starting at \$1,560
(Upholstered in Category 2)



Standard Scale Mesh

GM33 SN 7F

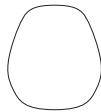
(QM3) Mesh Back, (3) Standard Seat, (SN) Sync Control, (7) Height & Width Adjustable Arms, (F) Flat Urethane Caps

Starting at \$835
(Upholstered in Category 2)

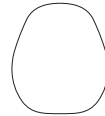
STEP 1 Select a backrest.



GU1
Low Back
17" high x 17" wide



GU2
Mid Back
21" high x 18" wide



GU3
High Back
23" high x 19" wide



GU4
High & Wide Back
23" high x 21" wide



GM3
Mesh Back w/ Adjustable Lumbar Pad
23" high x 19" wide

STEP 2 Select a seat.



0
Smallest Seat
16" wide x 16" deep



2
Smaller Seat
19" wide x 18" deep



3
Standard Seat
21" wide x 19" deep



4
Largest Seat
24" wide x 22" deep

STEP 3 Control options. Advanced Synchron is standard on QT44, Sync is standard on everything else.



SN Standard
Sync Control
Synchronized rocking, tension adjustable, seat depth adjustment.



SE +\$75
SyncErgo Control
Same as Sync w/ independent back adjustment.

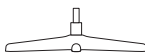


OT +\$95
OneTouch Control
Independent seat and back angle, no rocking.

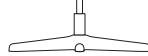


SY +\$160
Advanced Synchron Control
Same as SyncErgo, heavy duty. Standard on model QT44.

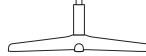
STEP 4 Seat height options. Desk height is standard.



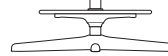
NC +\$35
Nano Height
15" - 17¼" from floor.



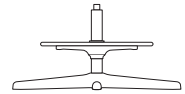
Standard
Desk Height
16¼" - 20¼" from floor.



XC +\$80
Extended Height
18" - 26" from floor.



MK +\$130
Medium Stool Kit w/ Footring
21½" - 29½" from floor.



TK +\$140
Tall Stool Kit w/ Footring
24½" - 34¼" from floor.

STEP 5 Caster options. Carpet casters are standard.



Standard
Carpet Casters
60 mm, riveted, dual-wheel.



PC +\$30
Parquet Casters
Same as carpet casters w/ soft outter tread.



BC +\$15
Braking Casters
Anti-runaway. Locks when unoccupied.

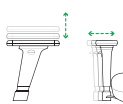


BP +\$45
Braking Parquet Casters
Same as braking casters w/ soft outter tread.

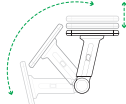


GL +\$40
Glides
For extra stability. Non-rolling.

STEP 6A Armrest options.



7F +\$135
Height & Width
Height & width adjustable.



6F +\$165
Fold-away
Height adjustable, fold-away. No width adjustment.

STEP 6B Arm cap options. If specifying X or U upgrade, replace F with X or U.



F Standard
Flat urethane caps.
Standard on 7 & 6 arms.

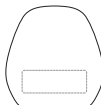


X +\$30
Fully Adjustable
Depth adjustable w/ 360° rotation.

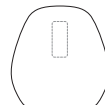


U +\$105
Soft Upholstered
Same as 'X' cap w/ upholstered memory foam.

STEP 7 Custom fit backrest options.



AL +\$145
Air Lumar
Inflatable air lumbar bladder adds up to 2" in profundity.

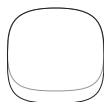


TH +\$145
Air Thorax
Inflatable air thoracic bladder adds up to 1½" depth between scapula.



VB +\$100
Memory Foam Back
1" memory foam backrest topper.

STEP 8 Custom fit seat options.



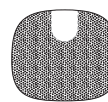
LS +\$110
Longer Seat
2" deeper than standard.



SH +\$75
Shallower Seat
Shallower seat than standard.
SH10 (1" shallower), SH15 (1½" shallower), SH20 (2" shallower), SH25 (2½" shallower).



SS +\$90
Seat Slider
Seat depth adjuster; 2½" range.
Standard on SN, SE & SY controls.



TS +\$160
Tailbone Seat Cut-Out
Coccyx relief; includes (VS) option.



VS +\$100
Memory Foam Seat
1" memory foam seat topper.



SITMATIC®

Exceptional Range of Seating Solutions



Management, Executive and Conference Seating



Highly Ergonomic Seating



Occasional and Stacking Chairs



Auditorium and Public Area Seating

For further information on our comprehensive range of seating please visit our website or call our toll free number. Specifications are subject to change without notice.

Sitmatic

1800 Raymer Avenue
Fullerton, California 92833



Sitmatic seating is covered by our comprehensive lifetime structural warranty. Specifications are subject to change without notice.



Sitmatic seating has passed the stringent testing procedures established by; ANSI/ BIFMA and CAL 117.



Sitmatic literature is printed on certified recycled paper and paper from well-managed forests and controlled sources.



**Green
Check
Certified**

Our products are certified compliant for LEED-CI indoor environmental air quality. Choosing Sitmatic chairs for your work place contributes to a cleaner, safer, more sustainable environment.

Call Pacific Ergonomics

619-546-0872

customerservice@pacificergo.com

www.pacificergo.com